



Donaldson.
FILTRATION SOLUTIONS

Buran

Refrigeration Compressed Air Dryer for small to medium volume flow

DC 0020 A – DC 1650 AX

FEATURES:

- complete compressed air drying system
- electronic level controlled condensate drain
- dew point indication
- electronic controller from DC 0150 AE
- pressure dew point 3°C
- metal housing
- aluminium plate heat exchanger from 150 m³/h, including:
 - air-to-air heat exchanger
 - air-to-refrigerant heat exchanger
 - demister condensate separator



TECHNICAL DATA:

- single component refrigerant R134a
- maximum operating pressure: 14 bar
- ambient temperature: +2°C to +50°C
- maximum compressed air inlet temperature: +65°C
- protection class IP 20, optional IP 54
- options available



Donaldson Filtration Deutschland GmbH
Büssingstr. 1
42781 Haan (Germany)
Phone: +49 (0) 2129 569 0
Fax: +49 (0) 2129 569 100
E-mail: IFS-de@donaldson.com
Web: www.donaldson.com

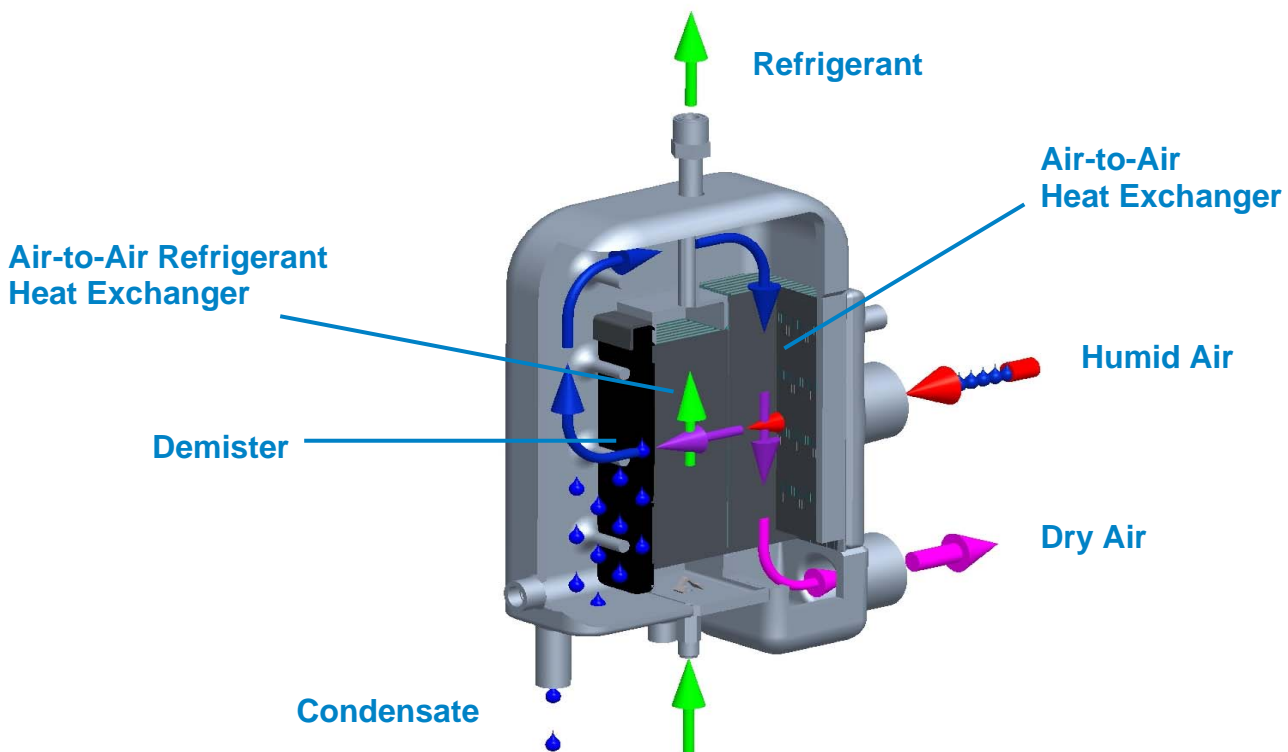
Technical alterations reserved (4/2009)

Donaldson.
Ultrafilter

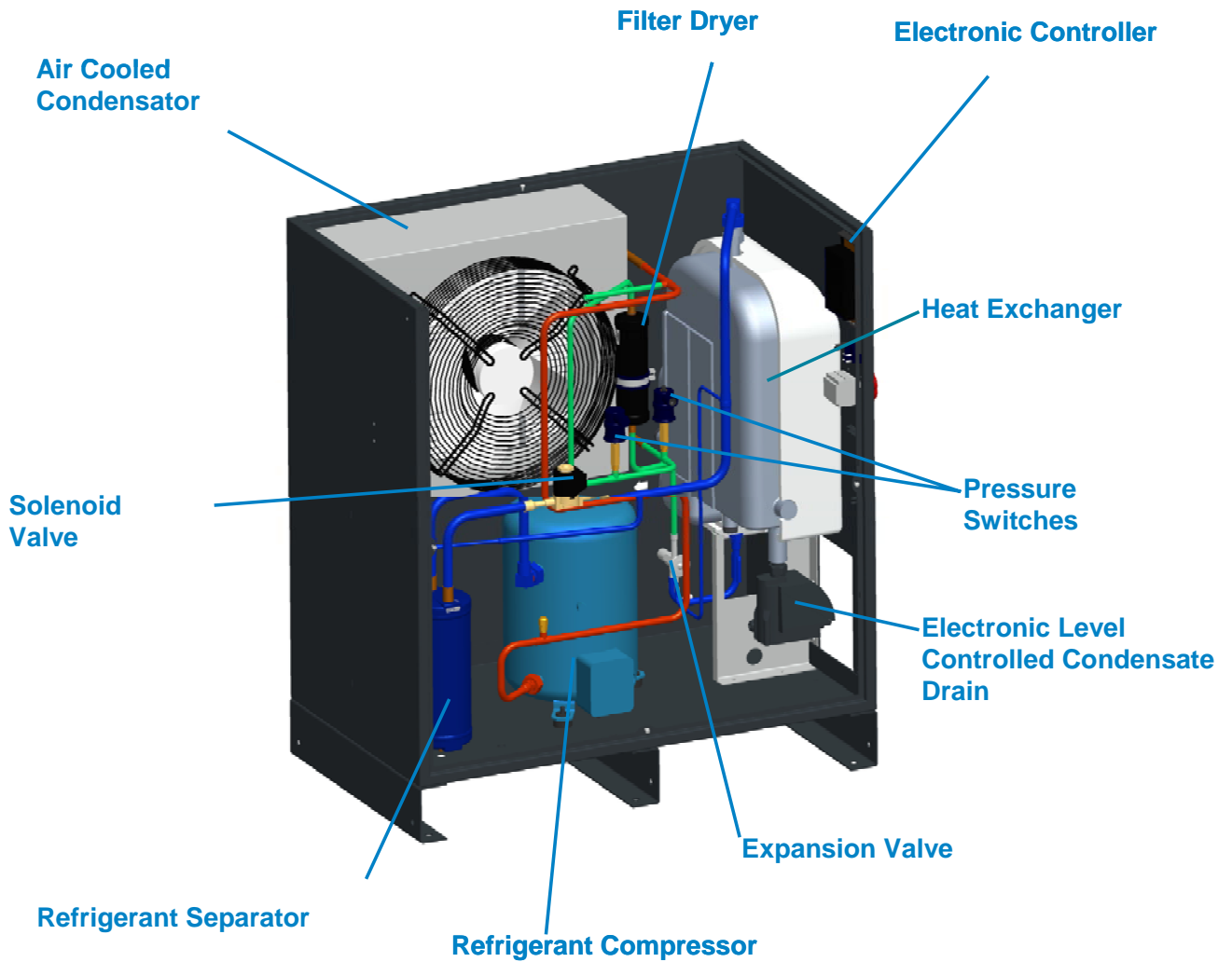
Buran DC 0020 A – DC 1650 AX

Characteristics of the Buran DC dryer	Benefits & Customer advantages
Microprocessor based controller (from DC 0150 AE)	Energy savings up to 90%
Aluminium plate type heat exchanger (from DC 0150 AE)	No corrosion inside the heat exchanger due to the contact with wet compressed air
High overload capacity up to a pressure dew point of approx. +20°C	In case of overload, the dryer will only switch off at a dew point above appr. +20 °C
Electronic level controlled drain	No compressed air losses due to condensate removal, => reduction of operating costs
All dryers in metal cabinet construction	Optimum protection against mechanical damage and against dirt
Lightweight & compact design	Minimum space requirement (on stock, for transport and for the installation in the compressed air network).
Options: Bypass-line PN16, special lacquer, type plate made of brass, non-halogen lines, external operating voltage transformer, protection class accord. to EN 60204, potential free contacts: error message, operating message (dryer on/off), remote on/off	Flexibility in application and customized solutions for economical operation and safe system installation in the compressed air network

The Aluminium Heat Exchanger



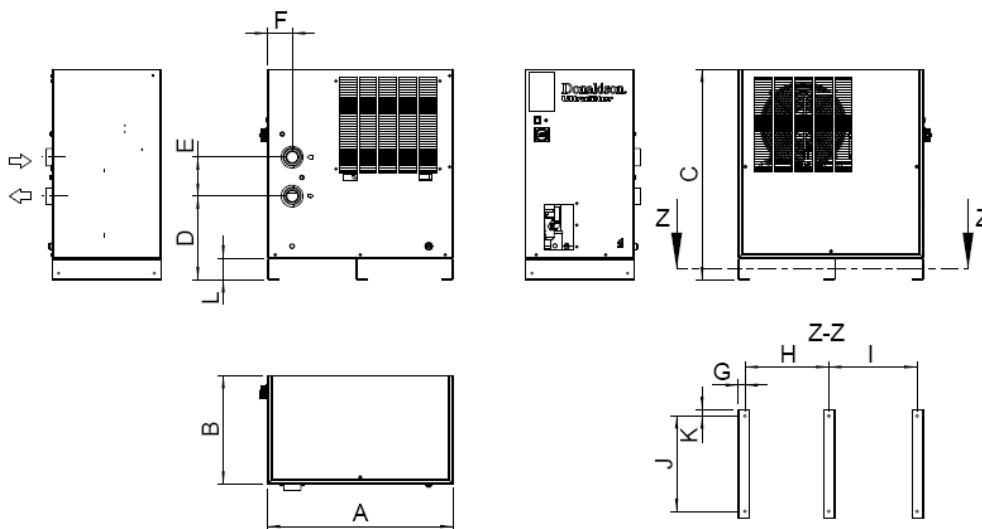
Configuration of a refrigeration compressed air dryer using the example of a Buran DC 0850 AE



Technical Data

Housing	Type	Volume flow*	Volume flow*	Pressure drop	Power supply	Energy consumption in kW			Cooling air	Connections	Weight	Depth	Width	Height
		m ³ /h	m ³ /min			bar	V/50-60 Hz	100% load						
I	DC0020A	20	0,33	0,06	230	0,15	0,13	0,11	380	1/2"	25	310	450	462
	DC0035A	35	0,58	0,15	230	0,16	0,14	0,12	380	1/2"	26	310	450	462
	DC0050A	50	0,83	0,19	230	0,22	0,20	0,18	320	1/2"	27	310	450	462
	DC0065A	65	1,08	0,22	230	0,24	0,21	0,19	320	1/2"	28	310	450	462
	DC0085A	85	1,42	0,24	230	0,26	0,23	0,20	320	1/2"	29	310	450	462
	DC0105A	105	1,75	0,22	230	0,35	0,31	0,26	260	1/2"	31	310	450	462
	DC0125A	125	2,08	0,28	230	0,44	0,39	0,33	260	1/2"	32	310	450	462
II	DC0150AE	150	2,50	0,28	230	0,45	0,25	0,05	650	1"	59	710	500	740
	DC0180AE	180	3,00	0,14	230	0,56	0,31	0,06	650	1 1/2"	60	710	500	740
	DC0225AE	225	3,75	0,18	230	0,62	0,34	0,06	650	1 1/2"	66	710	500	740
	DC0300AE	300	5,00	0,28	230	0,90	0,50	0,09	1300	1 1/2"	79	710	500	740
	DC0360AE	360	6,00	0,16	230	0,95	0,52	0,10	1300	1 1/2"	80	710	500	740
	DC0450AE	450	7,50	0,24	230	1,08	0,59	0,11	900	1 1/2"	85	710	500	740
III	DC0550AE	550	9,17	0,18	400	1,25	0,69	0,13	2700	2"	90	850	500	970
	DC0650AE	650	10,83	0,24	400	1,30	0,72	0,13	2700	2"	92	850	500	970
	DC0750AE	750	12,50	0,19	400	1,50	0,83	0,15	2700	2"	117	850	500	970
	DC0850AE	850	14,17	0,18	400	1,77	0,97	0,18	2700	2"	121	850	500	970
IV	DC1000AX	1000	16,67	0,27	400	2,40	1,32	0,24	3100	2 1/2"	177	900	805	1230
	DC1175AX	1175	19,58	0,29	400	2,56	1,41	0,26	2600	2 1/2"	180	900	805	1230
	DC1350AX	1350	22,50	0,21	400	2,80	1,54	0,28	2600	2 1/2"	185	900	805	1230
	DC1500AX	1500	25,00	0,25	400	2,95	1,65	0,30	2600	2 1/2"	190	900	805	1230
	DC1650AX	1650	27,50	0,26	400	3,10	1,71	0,31	2600	2 1/2"	196	900	805	1230

* acc. to DIN ISO 7183



Housing	A	B	C
	mm	mm	mm
I	310	450	462
II	710	500	740
III	850	500	970
IV	900	805	1230